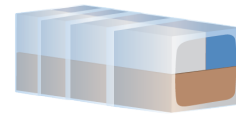
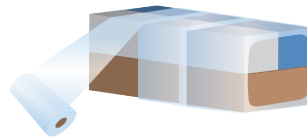
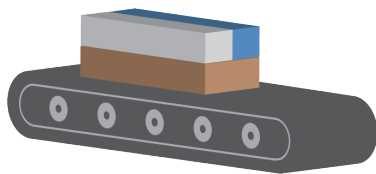


SPINNER 1500 S

BEDROOM FURNITURE - BED BASES - MEMBRANE, ACRYLIC AND LACQUER PAINTED COVERS - BATHROOMS AND KITCHEN CABINETS - DOORS
DOOR FRAMES AND MOULDINGS - LAMINATE FLOORING - SANDWICH PANELS - WOOD PANELS - ALUMINIUM, STEEL AND WOOD PROFILES AND
PIPES PVC PROFILE PRODUCTS ETC.

Ask for details



TECHNICAL FEATURES

PRODUCT TO WRAP SIZES

Max. Length		Unlimited		
Min. Dimensions (W x H x L)	mm/inch	200 x 18 x 700*	$7\frac{7}{8}$ " x $4\frac{5}{64}$ " x $27\frac{9}{16}$ "	* With Short Part Nail

CONVEYOR BELT'S FEATURES

Useful Length	mm/inch	1924	$75\frac{3}{4}$ "
Total Length	mm/inch	2000	$78\frac{47}{64}$ "
Working Height	mm/inch	900	$35\frac{7}{16}$ "
Electric Motor Power	kW	0,55	
Max. Conveyor Speed	meter/min.	10	
Max. Load Capacity	kgs/meter	100	

STRETCH FILM FEATURES

Max. Width	mm/inch	250	$9\frac{27}{32}$ "	
Max. Diameter	mm/inch	Ø 230	$9\frac{1}{16}$ "	(Max. Weight: 4,5 kg)
Reel Core Diameter	mm/inch	Ø 76	$2\frac{63}{64}$ "	
Recommended Thickness	micron	23, 30, 35		

MACHINE GENERAL FEATURES

Main Motor Power	kW	2,2	
Max. Ring Rotation Speed	rpm	60	
Min. Ring Rotation Speed	rpm	15	
*Electric Supply	Volt - Hz	380 Volt - 50/60 Hz - 3P+1N+1G	
Total Power	kW	3,4	
Standard Machine Dimensions (W x H x L)	mm/inch	2741 x 3062 x 4460	$107\frac{29}{32}$ " x $120\frac{35}{64}$ " x $175\frac{19}{32}$ "
Total Weight	kg	1200	

* 208 Volt, 380 Volt, 415 Volt, 480 Volt 50/60 Hz (optional)